



TEACHERS  
EDITION

Sue Perry Sue Perry Sue Perry Sue



workbook  
to accompany  
books 6 and 7

Susie Perry



Early-to-Read i|t|a Program  
REVISED EDITION

HAROLD J. TANYZER, Ph.D.  
Hofstra University  
ALBERT J. MAZURKIEWICZ, Ed.D.  
Newark State College  
Illustrated by Allen Shapiro

i|t|a PUBLICATIONS, INC.



The Initial Teaching Alphabet Foundation, an independent organization chartered as a nonprofit educational foundation in the State of New York, certifies that this book uses the characters as designed by Sir James Pitman and the spelling rules he developed.

Copyright © 1964, 1966, 1968

Initial Teaching Alphabet Publications, Inc.  
6 East 43rd Street, New York City, N. Y. 10017

All rights reserved. No part of this book may be reproduced in any form without the written permission of the publishers.

Printed in the United States of America

**i|t|a** INITIAL TEACHING ALPHABET PUBLICATIONS, INC.  
Publishers of Educational Materials in the Regular Alphabet  
and in Pitman's Initial Teaching Alphabet  
New York • London • Toronto

a	A	apple	arm	whale	train	n	N	nest	
b	B	bell				o	O	octopus	bone boat
c	C	cat	city					boot	book wouldn't
d	D	dog	played	walked		p	P	pencil	
e	E	Eskimo	bee	eagle		q	Q	queen	
f	F	fish				r	R	rabbit	girl
g	G	goat	giraffe	bridge		s	S	Santa	nose
h	H	horse				t	T	table	
i	I	Indian	lion	ice cream		u	U	sun	mule United States
		light				v	V	valentine	
j	J	jack-o'-lantern				w	W	wagon	
k	K	key				x	X	fox	
l	L	lion				y	Y	yo-yo	cooky fly
m	M	monkey				z	Z	zebra	



ee is written as ee

ee



bee

Write the two letters that stand for this sound.  
riet the two letters that stand for this sound.

ee

ee

ee

ee

ee

Underline ee in the words below. Say the words to yourself.  
underlien ee in the wurds belo. sæ the wurds to yørself.

keep

see

sweet


feed

green

deep

seed

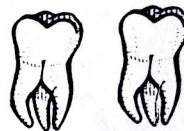
Write ee in the blank spaces to complete each word. Say the words to yourself.  
riet ee in the blank spæses to complet eeħ wurd. sæ the wurds to yørself.



f ee t



wh ee l



t ee th



h ee l




Choose the word that makes each sentence correct. Write it in the blank.

~~Choox the word that mæks eech sentens correct. riet it in the blank.~~

United      tune      new      June

news      flew      bugle      January



1. The pilot flew the jet across the United States.  
~~the pielot flø the jet across the~~      ~~Stæts.~~
2. Bob took a ride in the new airplane.  
~~bob took a ried in the~~      ~~ærplæn.~~
3. Ted played a tune on the piano.  
~~ted plæd a~~      ~~on the pianœ.~~
4. The first month of the year is January.  
~~the first munth ov the year is~~
5. The first day of summer is in June.  
~~the first dæ ov summer is in~~
6. The wild geese flew over the lake.  
~~the wield gees~~      ~~œver the læk.~~
7. The sound of the bugle woke us up.  
~~the sound ov the~~      ~~wœk us up.~~
8. Tom brought some exciting news.  
~~tom braut sum eksieting~~

Write the correct word below each picture.

riet the correct wurd belæ ægh pictuer.

tube, music, duty, newspaper, use, bugle, mule



mule



bugle



music



newspaper



tube



Read the sentences. Put a line under the words which use u, u-e, or ew to stand for the sound ue.  
reed the sentences. put a lien under the wurds whiç uses u, u-e, or ew to stand for the sound ue.

Then write the third sentence on the line below.


then riet the third sentens on the lien belæ.

1. The wind blew Bob's new kite high into the blue sky.
2. It is so cold that it seems like January in June.
3. Ted blew a tune on the new bugle.

ted blew a tune on the new bugle.



# The sounds of y



yo-yo



cookie



fly



Write y in the blank spaces to complete the words. Say the words to yourself.

riet y in the blank spaces to complete the words. Sæ the words to yourself.

b y

sl y

wh y

dr y

good-b y

fr y

m y

sp y

cr y

tr y

l y ing

sh y

Read the sentences below. Put a line under the the words which have y in them.

reed the sentences below. put a lien under the words which hav y in them.

Then write the third sentence on the line below.

Then riet the third sentens on the lien below.

1. "Try not to cry," said the spider to the fly.
2. "Good-by, good-by!" my brother said as he let the butterfly go.
3. "Why is the sky so dark?" asked Pete.

Why is the sky so dark?" asked Pete.



# oi is also written as oy

12

boy



oy

Write oy in the blank spaces to complete  
 riet oy in the blank spaces to complete  
 each word. Say the words to yourself.  
 eech wurd. sæ the wurdz to yourself.

t oy                      enj oy  
 b oy s                  cowb oy  
 j oy                      R oy

Draw a line under the words in this story which  
 drau a lien under the wurdz in this story which  
 use oy for the oi sound.  
 ues oy for the oi sound.

Roy, the little cowboy, rode to the ranch.  
 He was very, very sad. He had lost his magic  
 lasso and his toy gun. Now he couldn't work  
 with the cowboys. Now he couldn't chase steers.

But ... the cowboys wanted him. They had  
 a horse, a lasso, and a toy gun for him. Roy  
 could ride and work with the cowboys. His heart  
 was filled with joy.

Roy worked hard, but he enjoyed being a  
 little cowboy.

Write this sentence on the line below :

riet this sentens on the lien belæ:

Roy bought the toy for the boy.


Roy bought the toy for the boy





Write a story telling what is happening  
riet a story telling whot is happenin  
and what might happen next.  
and whot miet happen nekst.





# Silent letters

Look at the pairs of words below. Do you see the extra letter in the second word? Put a line under that letter. Say the words to yourself, but do not say a sound for the silent letter. Write the silent letter in the blank spaces in each word so that the words are spelled correctly.

tæbl — table

table

littl — little

little

dum — dumb

dumb

nief — knife

knife

not — knot

knot

rong — wrong

wrong

riet — write

write

appl — apple

apple

lisen — listen

listen

nœ — know

know

lam — lamb

lamb

nit — knit

knit

beggd — begged

begged

rubbd — rubbed

rubbd

nœ — knee

knee

cœm — comb

comb

thum — thumb

thumb

cliem — climb

climb



||t|a INITIAL TEACHING ALPHABET PUBLICATIONS, INC.  
Publishers of Educational Materials in the Regular Alphabet  
and in Pitman's Initial Teaching Alphabet

Reorder number 9-573